

architect'18

1 – 6 May , 2018

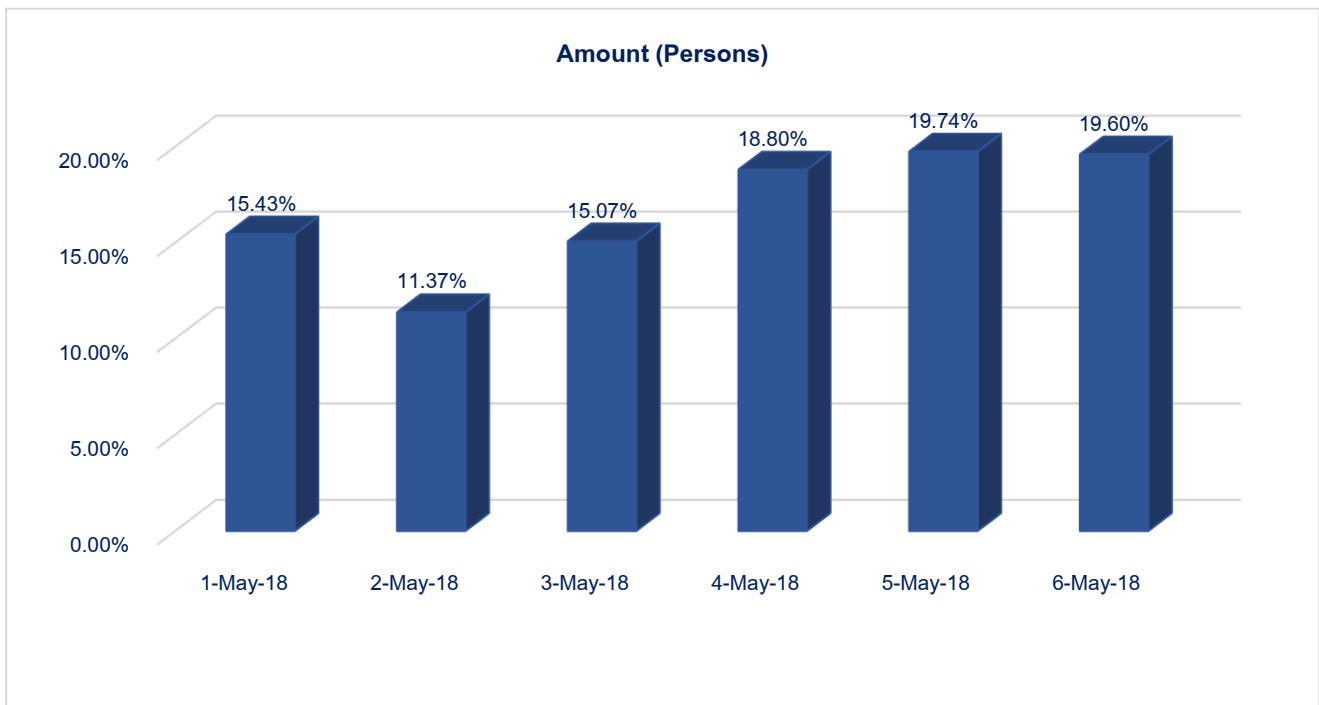
Challenger Hall 1 - 3 , IMPACT



VISITOR TURNOUT

1-6 May 2018

Date	Amount (Persons)	Percentage
1-May-18	63,863	15.43%
2-May-18	47,057	11.37%
3-May-18	62,363	15.07%
4-May-18	77,827	18.80%
5-May-18	81,720	19.74%
6-May-18	81,113	19.60%
Total	413,943	100.00%



architect'18

1 – 6 May , 2018

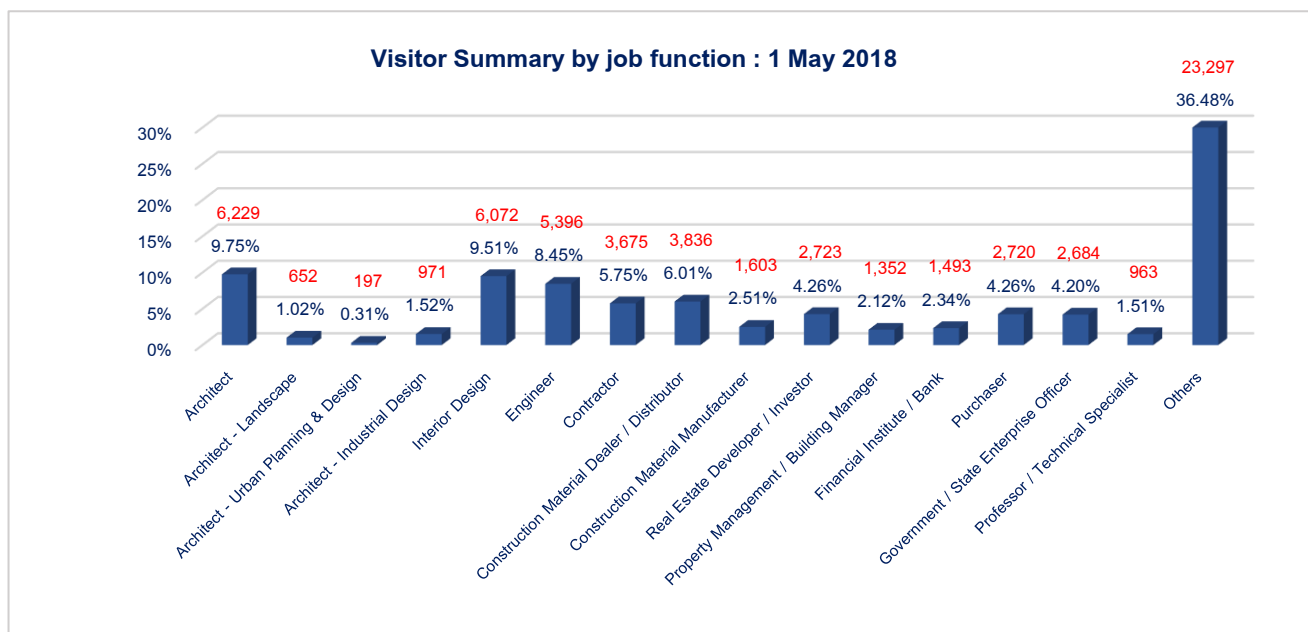
Challenger Hall 1 - 3 , IMPACT



VISITOR TURNOUT

May 1 , 2018

	Job Function	Amount (Persons)	Percentage
1	Architect	6,229	9.75%
2	Architect - Landscape	652	1.02%
3	Architect - Urban Planning & Design	197	0.31%
4	Architect - Industrial Design	971	1.52%
5	Interior Design	6,072	9.51%
6	Engineer	5,396	8.45%
7	Contractor	3,675	5.75%
8	Construction Material Dealer / Distributor	3,836	6.01%
9	Construction Material Manufacturer	1,603	2.51%
10	Real Estate Developer / Investor	2,723	4.26%
11	Property Management / Building Manager	1,352	2.12%
12	Financial Institute / Bank	1,493	2.34%
13	Purchaser	2,720	4.26%
14	Government / State Enterprise Officer	2,684	4.20%
15	Professor / Technical Specialist	963	1.51%
16	Others	23,297	36.48%
	Total	63,863	100.00%



Remark : These figures are basis from Registration Form



architect'18

1 – 6 May , 2018

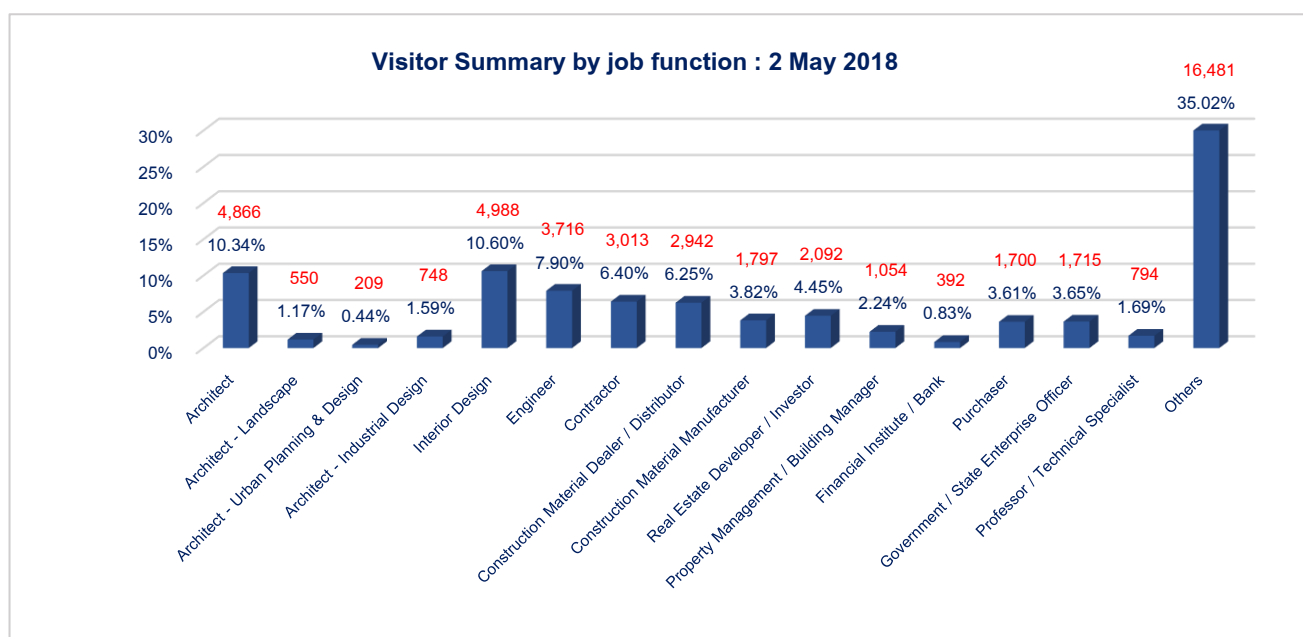
Challenger Hall 1 - 3 , IMPACT



VISITOR TURNOUT

May 2 , 2018

	Job Function	Amount (Persons)	Percentage
1	Architect	4,866	10.34%
2	Architect - Landscape	550	1.17%
3	Architect - Urban Planning & Design	209	0.44%
4	Architect - Industrial Design	748	1.59%
5	Interior Design	4,988	10.60%
6	Engineer	3,716	7.90%
7	Contractor	3,013	6.40%
8	Construction Material Dealer / Distributor	2,942	6.25%
9	Construction Material Manufacturer	1,797	3.82%
10	Real Estate Developer / Investor	2,092	4.45%
11	Property Management / Building Manager	1,054	2.24%
12	Financial Institute / Bank	392	0.83%
13	Purchaser	1,700	3.61%
14	Government / State Enterprise Officer	1,715	3.65%
15	Professor / Technical Specialist	794	1.69%
16	Others	16,481	35.02%
	Total	47,057	100.00%



Remark : These figures are basis from Registration Form



architect'18

1 – 6 May , 2018

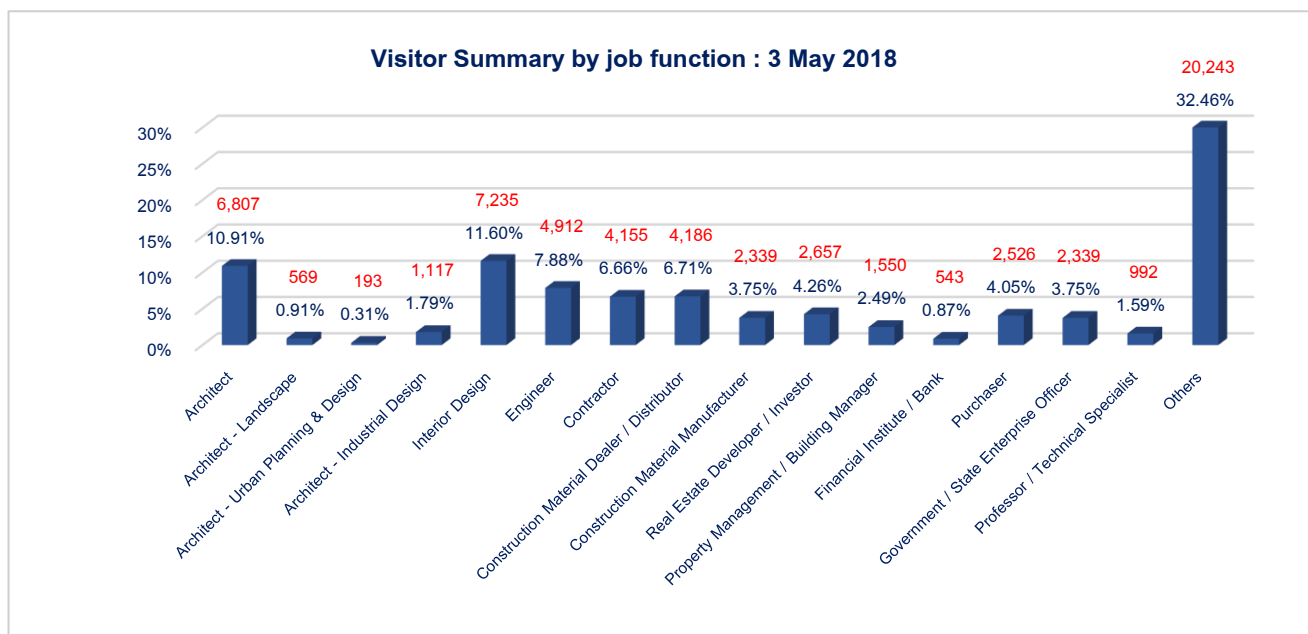
Challenger Hall 1 - 3 , IMPACT



VISITOR TURNOUT

May 3 , 2018

	Job Function	Amount (Persons)	Percentage
1	Architect	6,807	10.91%
2	Architect - Landscape	569	0.91%
3	Architect - Urban Planning & Design	193	0.31%
4	Architect - Industrial Design	1,117	1.79%
5	Interior Design	7,235	11.60%
6	Engineer	4,912	7.88%
7	Contractor	4,155	6.66%
8	Construction Material Dealer / Distributor	4,186	6.71%
9	Construction Material Manufacturer	2,339	3.75%
10	Real Estate Developer / Investor	2,657	4.26%
11	Property Management / Building Manager	1,550	2.49%
12	Financial Institute / Bank	543	0.87%
13	Purchaser	2,526	4.05%
14	Government / State Enterprise Officer	2,339	3.75%
15	Professor / Technical Specialist	992	1.59%
16	Others	20,243	32.46%
	Total	62,363	100.00%



Remark : These figures are basis from Registration Form



architect'18

1 – 6 May , 2018

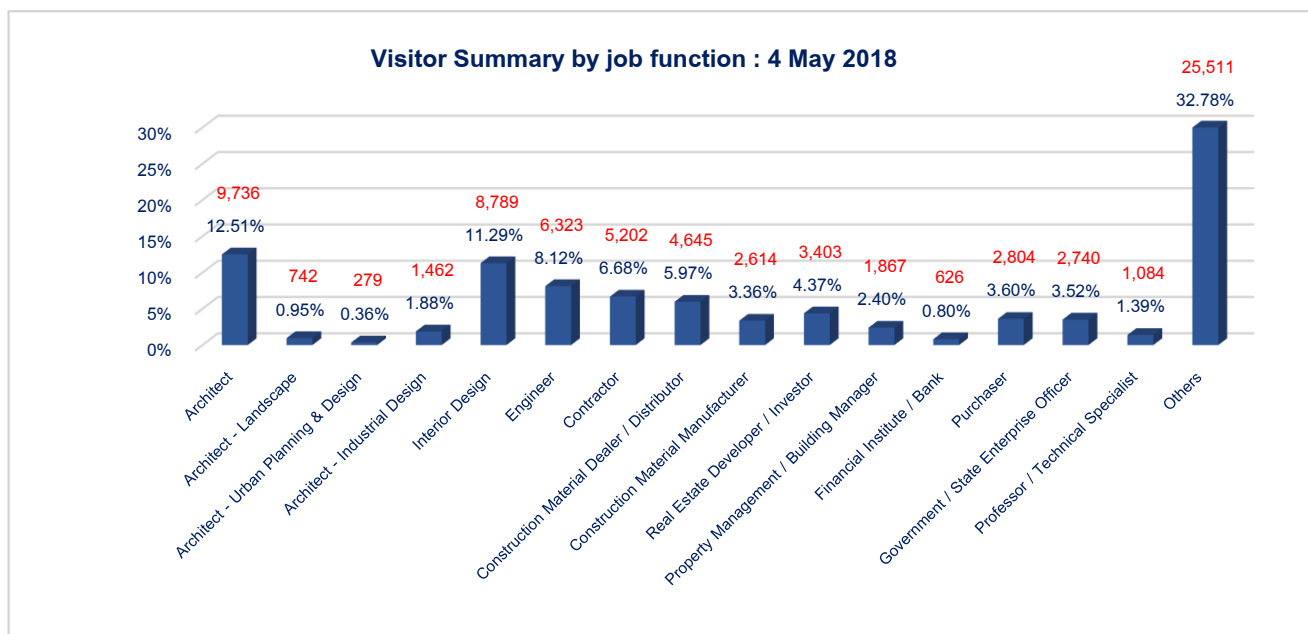
Challenger Hall 1 - 3 , IMPACT



VISITOR TURNOUT

May 4 , 2018

	Job Function	Amount (Persons)	Percentage
1	Architect	9,736	12.51%
2	Architect - Landscape	742	0.95%
3	Architect - Urban Planning & Design	279	0.36%
4	Architect - Industrial Design	1,462	1.88%
5	Interior Design	8,789	11.29%
6	Engineer	6,323	8.12%
7	Contractor	5,202	6.68%
8	Construction Material Dealer / Distributor	4,645	5.97%
9	Construction Material Manufacturer	2,614	3.36%
10	Real Estate Developer / Investor	3,403	4.37%
11	Property Management / Building Manager	1,867	2.40%
12	Financial Institute / Bank	626	0.80%
13	Purchaser	2,804	3.60%
14	Government / State Enterprise Officer	2,740	3.52%
15	Professor / Technical Specialist	1,084	1.39%
16	Others	25,511	32.78%
	Total	77,827	100.00%



Remark : These figures are basis from Registration Form



architect'18

1 – 6 May , 2018

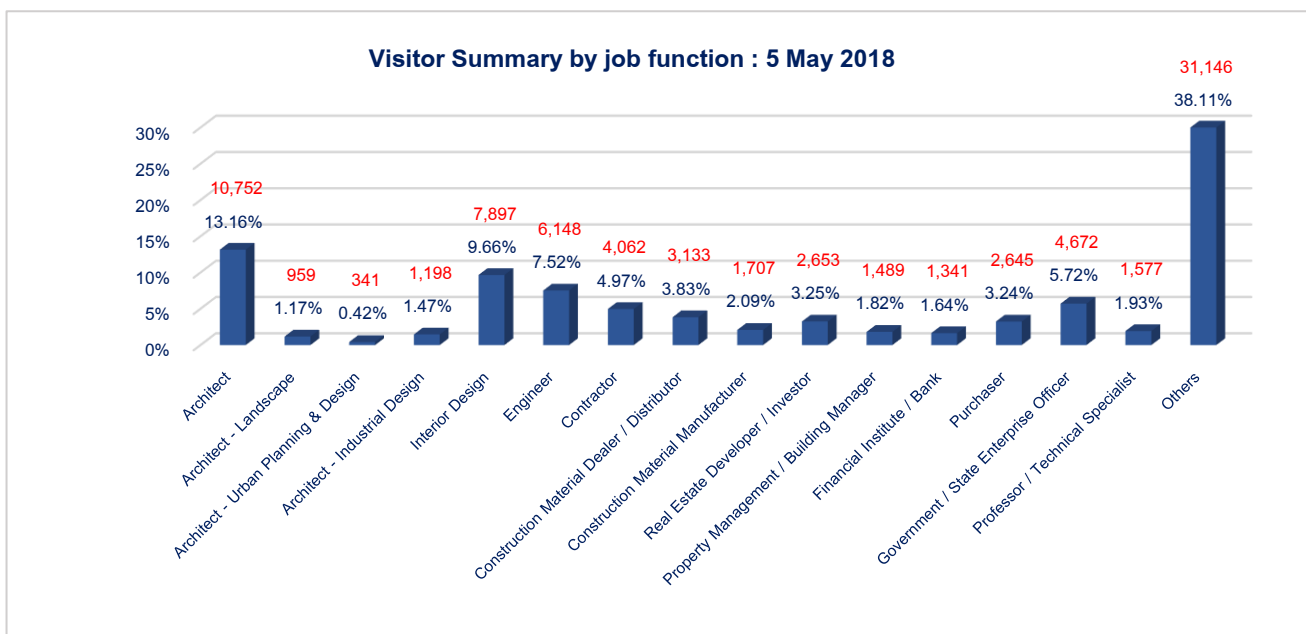
Challenger Hall 1 - 3 , IMPACT



VISITOR TURNOUT

May 5 , 2018

	Job Function	Amount (Persons)	Percentage
1	Architect	10,752	13.16%
2	Architect - Landscape	959	1.17%
3	Architect - Urban Planning & Design	341	0.42%
4	Architect - Industrial Design	1,198	1.47%
5	Interior Design	7,897	9.66%
6	Engineer	6,148	7.52%
7	Contractor	4,062	4.97%
8	Construction Material Dealer / Distributor	3,133	3.83%
9	Construction Material Manufacturer	1,707	2.09%
10	Real Estate Developer / Investor	2,653	3.25%
11	Property Management / Building Manager	1,489	1.82%
12	Financial Institute / Bank	1,341	1.64%
13	Purchaser	2,645	3.24%
14	Government / State Enterprise Officer	4,672	5.72%
15	Professor / Technical Specialist	1,577	1.93%
16	Others	31,146	38.11%
	Total	81,720	100.00%



Remark : These figures are basis from Registration Form



architect'18

1 – 6 May , 2018

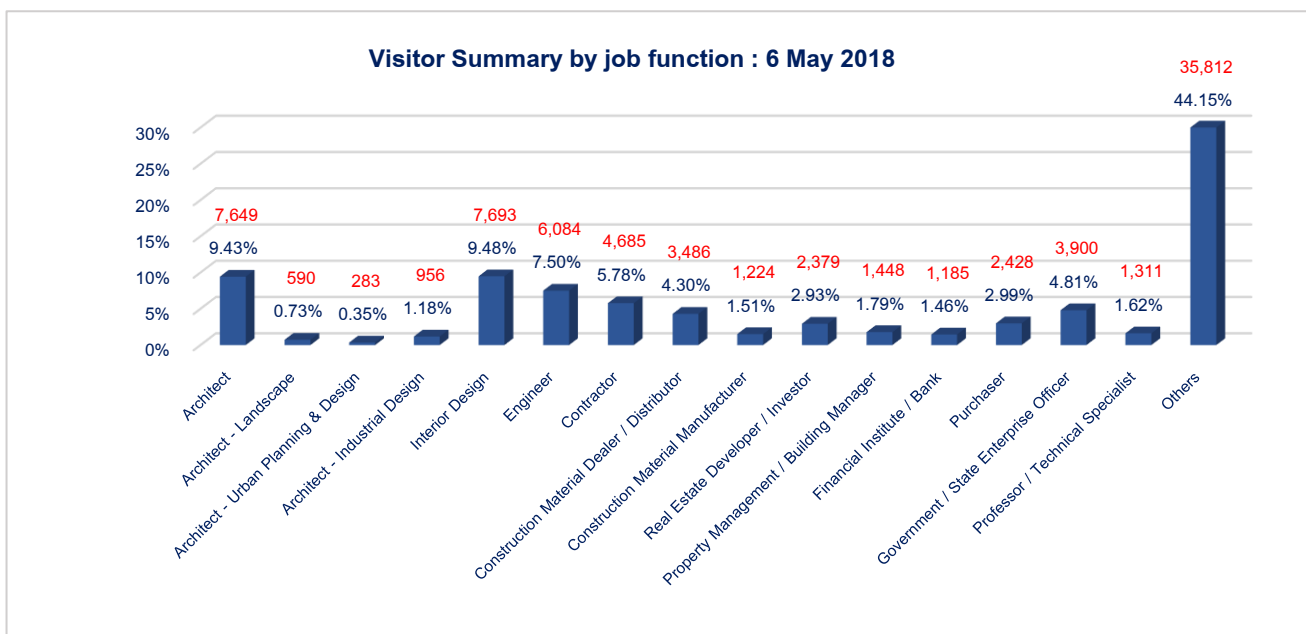
Challenger Hall 1 - 3 , IMPACT



VISITOR TURNOUT

May 6 , 2018

	Job Function	Amount (Persons)	Percentage
1	Architect	7,649	9.43%
2	Architect - Landscape	590	0.73%
3	Architect - Urban Planning & Design	283	0.35%
4	Architect - Industrial Design	956	1.18%
5	Interior Design	7,693	9.48%
6	Engineer	6,084	7.50%
7	Contractor	4,685	5.78%
8	Construction Material Dealer / Distributor	3,486	4.30%
9	Construction Material Manufacturer	1,224	1.51%
10	Real Estate Developer / Investor	2,379	2.93%
11	Property Management / Building Manager	1,448	1.79%
12	Financial Institute / Bank	1,185	1.46%
13	Purchaser	2,428	2.99%
14	Government / State Enterprise Officer	3,900	4.81%
15	Professor / Technical Specialist	1,311	1.62%
16	Others	35,812	44.15%
	Total	81,113	100.00%



Remark : These figures are basis from Registration Form

