

IMTS2018

Post Show Report

# RECORD BREAKING SHOW

## REGISTRATION

# 129,415

Previous Record: 121,764 (IMTS 1998)

## SQ. FT. OF EXHIBIT SPACE

# 1,424,232

Previous Record: 1,415,848 sq. ft. (IMTS 2016)

## EXHIBITING COMPANIES

# 2,563

Previous Record: 2,407 (IMTS 2016)

## BOOTHS

# 2,123

Previous Record: 1,808 (IMTS 2016)

## SHOW INFO

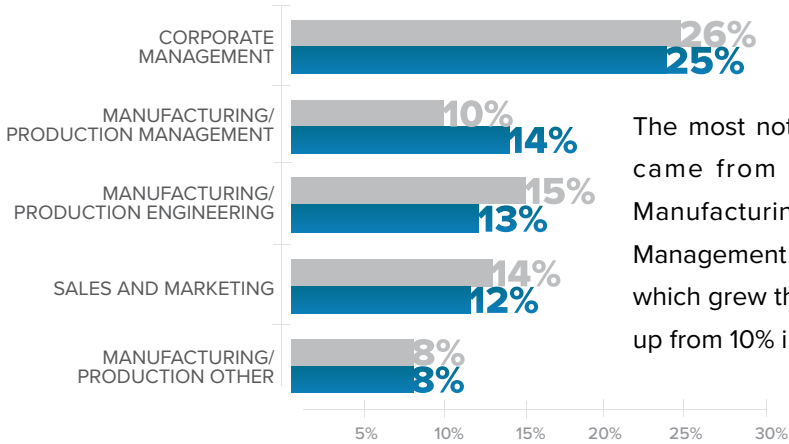
International Manufacturing Technology Show  
September 10 - 15, 2018  
McCormick Place · Chicago

“IMTS 2018 set records because manufacturing technology has grown exponentially since last show,” says Peter R. Eelman, Vice President – Exhibitions & Business Development at AMT – The Association For Manufacturing Technology, which owns and produces IMTS. “The rapid growth of digital technology, automation and additive manufacturing are especially driving interest. The booming manufacturing economy means visitors have capital and are ready to invest.”




# TOP FIVE JOB FUNCTIONS

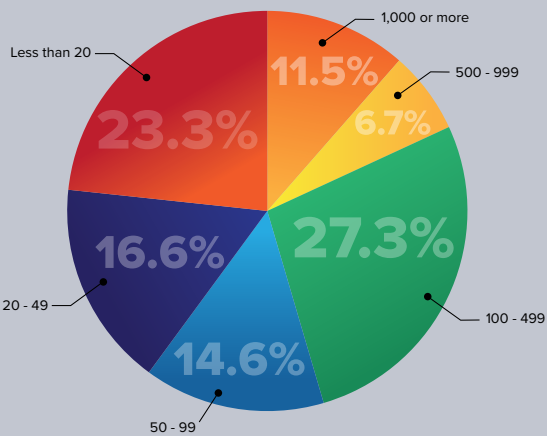
WALKING THE SHOW FLOOR ■ 2016 ■ 2018



The most notable increase came from visitors with Manufacturing Production Management job functions, which grew this year to 14% up from 10% in 2016.



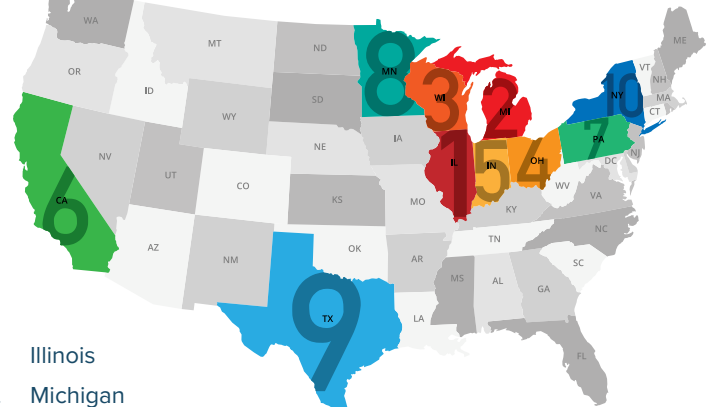
## IMTS 2018 VISITOR BY PLANT SIZE



By plant size, 54.6% of visitors came from plants with 99 or less employees followed by 27.3% from plants with 100 - 499 employees, and 11.5% from plants with 1,000 or more employees.

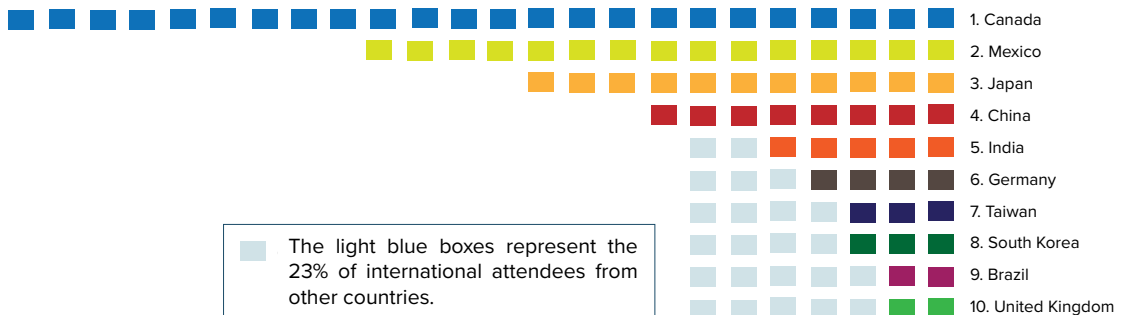
## Top 10 States

DRAWING ATTENDEES



- Illinois
- Michigan
- Wisconsin
- Ohio
- Indiana
- California
- Pennsylvania
- Minnesota
- Texas
- New York

## TOP 10 COUNTRIES

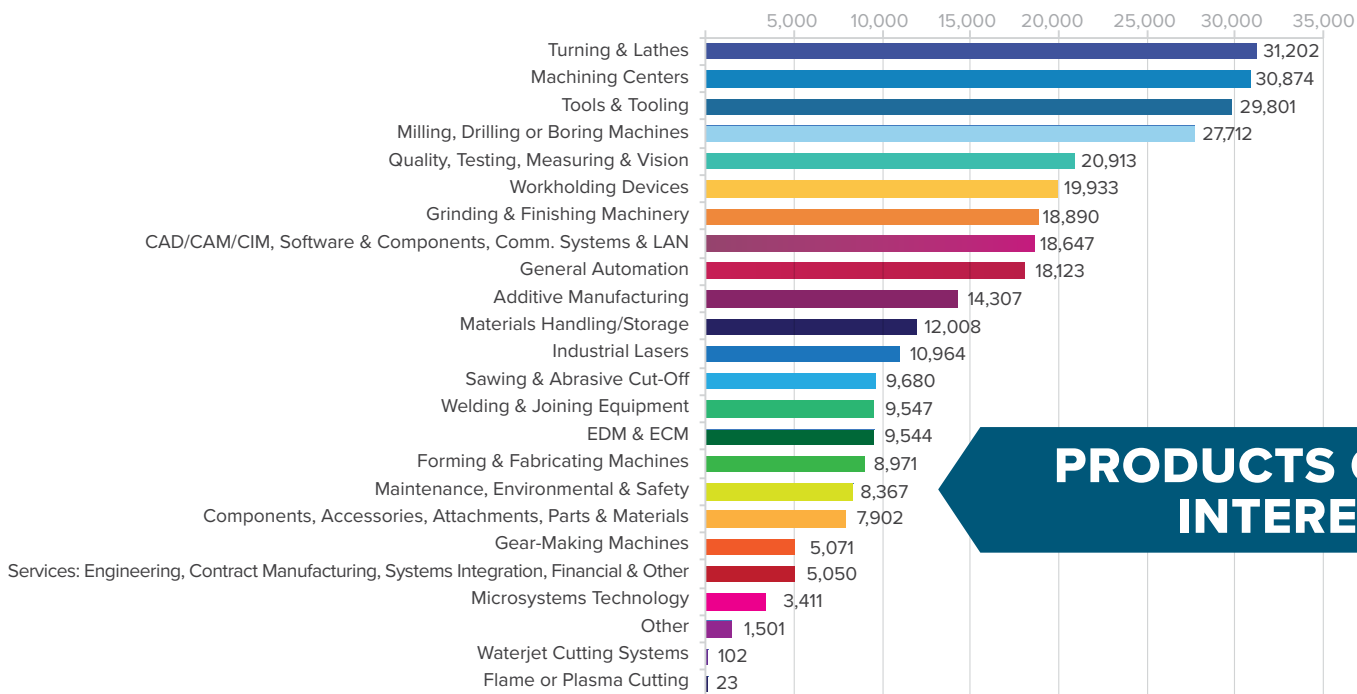
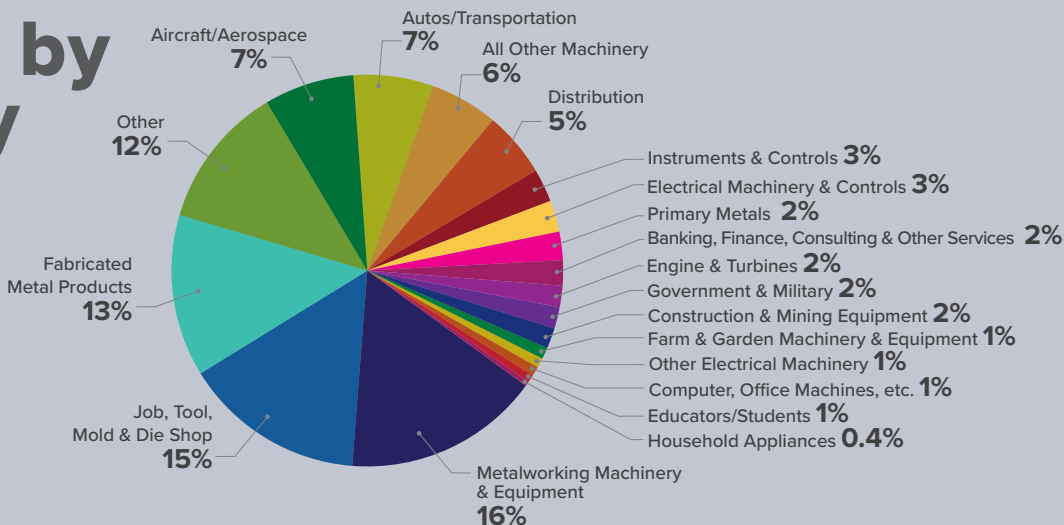


# BUYING AUTHORITY

Visitors who “Justified Purchases” increased to 34.3% from 29.9% in 2016 and “Gathered Info” increased to 43.6% from 38.8% in 2016.



## Visitors by Industry



## PRODUCTS OF INTEREST